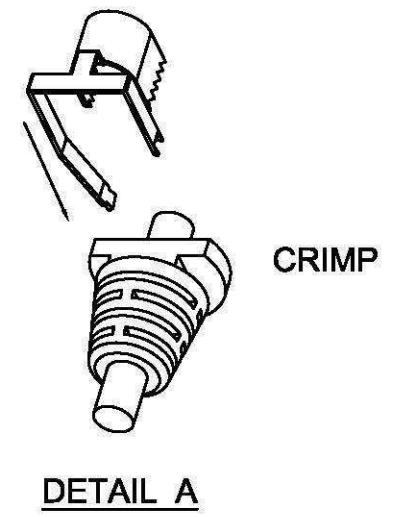
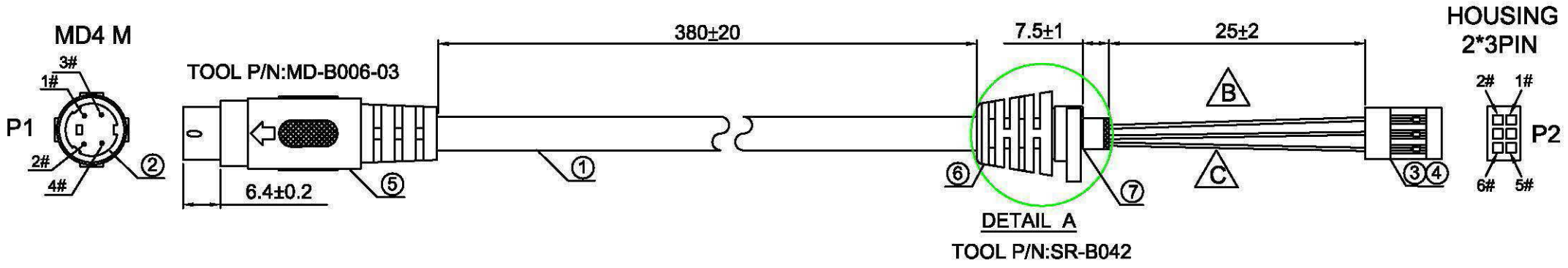


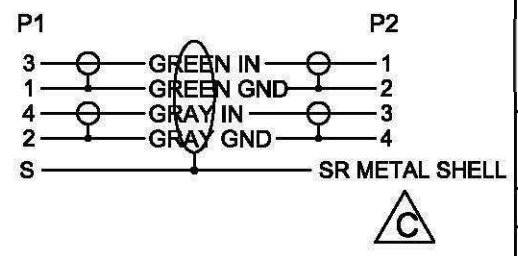
DESCRIPTION CONTROL			
REV	DESC	DATE	APP
A		2004/10/30	
B	CHANGE DESCRIBE	2004/11/05	
C	CHANGE ASSIGNMENT	2004/11/12	
D	CHANGE DESCRIBE	2004/11/16	



**NOTE:**

- △B ① CABLE:UL20276 32AWG/2COAX(S)(75ohm)+A+B(85%)+D(24AWG)  
OD:Ø4.7 JACKET:BEIGE.(E0424)
- ② MINIDIN 4PIN MALE SOLDER TYPE,BLACK INSULATOR.(A0052)
- ③ HOUSING:2\*3PIN PITCH:2.0MM BLACK INSULATOR.(B0077)
- ④ TERMINAL:GOLD PLATED PITCH:2.0MM.(B0035)
- ⑤ CONNECTOR MOLDED HOODS BLACK PVC.(G0001)
- ⑥ SR MOLDED HOODS BEIGE PVC.(G0015)
- △C ⑦ METAL SHELL IS CRIMPED TO MOLDED SR,THE DRAIN WIRE AND BRAID ARE TO BE UNDER THE METAL SHIELDING. (DRAIN WIRE/BRAID ARE CRIMPED AND FOLDED BACK AND COVERED BY METAL SHELL).
- ⑧ PIN ASSIGNMENT SEE TO WIRE LIST.
- △D ⑨ ELECTRICAL TEST CONDITION:  
(a).100%OPEN,SHORT & MISWIRE TEST,  
(b). INSULATOR RESISTANCE:20 Mohm MIN.  
DC 300V 0.01sec.  
(c). CONTACT RESISTANCE:1 ohm MAX.

**PIN ASSIGNMENT**



<b>Seconn International Enterprise Co., Ltd.</b>			
	REV.	PART NO: SE-S-0008	
	D	CUSTOMER:	
DRAW,BY: CHEN GAN TAO		CUSTOMER P/N:	
CHECK,BY:	SCALE	UNIT	SHEET
APP,BY:	FREE	mm	1/1